



INFORMATION BOOKLET
for Troop 919

Sponsored by St. Catherine of Siena

INDEX

WELCOME TO TROOP 919	3
Troop 919's Organization.....	4
Troop Organization Chart	5
Rank Advancement	6
Specific Advancement Procedures.....	7
What is an “Active” Scout ?	8
Parent’s Role in the Boy Scout Program.....	9
Personal Equipment Needed	10
Uniform.....	11
Troop Assessment and Fees.....	12
So What Do you Typically Do? Part 1.....	13
So What Do you Typically Do? Part 2.....	14
How to Join Troop 919	15
Skills For Life	16
Troop 919 New Parent FAQ – Food for Thought	17

WELCOME TO TROOP 919

We would like to welcome you to Boy Scout Troop 919 sponsored by Saint Catherine of Siena Church, one of the most active Scouting Units in the State of Delaware. We offer programs for boys from age 11 to 18, which include Camping, Canoeing, Hiking, Skiing, Pioneering, Caving, Orienteering, Engineering, Tracking, Wilderness Survival and Winter Camping. We have put this booklet together in order to answer many of the questions you may have when considering our Troop for your son.

Meetings are held from 7:00 PM to 8:30 PM on Thursday evenings in the basement of the Pastoral Center at Saint Catherine's. The only time a scheduled Scout meeting is cancelled is when the local schools are closed due to a holiday or bad weather.

Weekend campouts are held almost every month with a departure time of 6:00 PM on Friday and a return time of approximately noon on Sunday at the Saint Catherine's location. In addition, we also attend a weeklong summer camp where there is plenty of opportunity to earn merit badges, complete rank requirements and, of course, have fun. Remember "3/4 of Scouting is Outing". Encourage your son to attend all functions regardless of the weather. We almost never cancel a Scouting activity. Will you?

Courts of Honor are held twice (Fall and Spring) during the year. These award ceremonies are a major highlight of the Scouting program and all family members are encouraged to attend. Sharing in your son's achievements is an essential part of the Scouting theme.

Once again, welcome to a lifetime of adventure in Scouting!

Sincerely,
Troop 919 Committee

PS – You can always get up-to-date information about the Troop at www.troop919.com

Purposes of Scouting

To Help Young Men develop:

- Moral Strength & Character
- Duty & Citizenship
- Physical, Mental & Emotional Fitness

Using the 8 Methods of Scouting

- Scout Oath, Law, Motto, & Slogan
- The Patrol Method
- The Outdoor Program
- Advancement
- Adult Association
- Personal Growth
- Leadership Development
- Uniform

Troop 919's Organization

The Boy Scout organization is based on a fundamental principal of “boys leading boys”, with the adults in the background to provide guidance and direction. The philosophy is to teach the boys, trust them, and train them to lead themselves and others. Scouting is a game with a serious purpose. We expect a great deal from our Scouts and, for the most part, we receive it. Most of Troop 919’s success is because of this attitude.

The basic unit within the Scout Troop is the Patrol. Each Patrol is made up of a Patrol Leader (PL), an Assistant Patrol Leader (APL), and 4-8 other Scouts with varying degrees of experience. The Patrol Leader is usually a boy who is 13 or 14 years of age and is experienced in hiking, camping and scouting skills. The Patrol Leader normally has progressed to the rank of either First Class or Star Scout. The Patrol Leaders possess much of the responsibility for training and teaching Scouting to your son. Patrol Spirit is developed by doing things together:

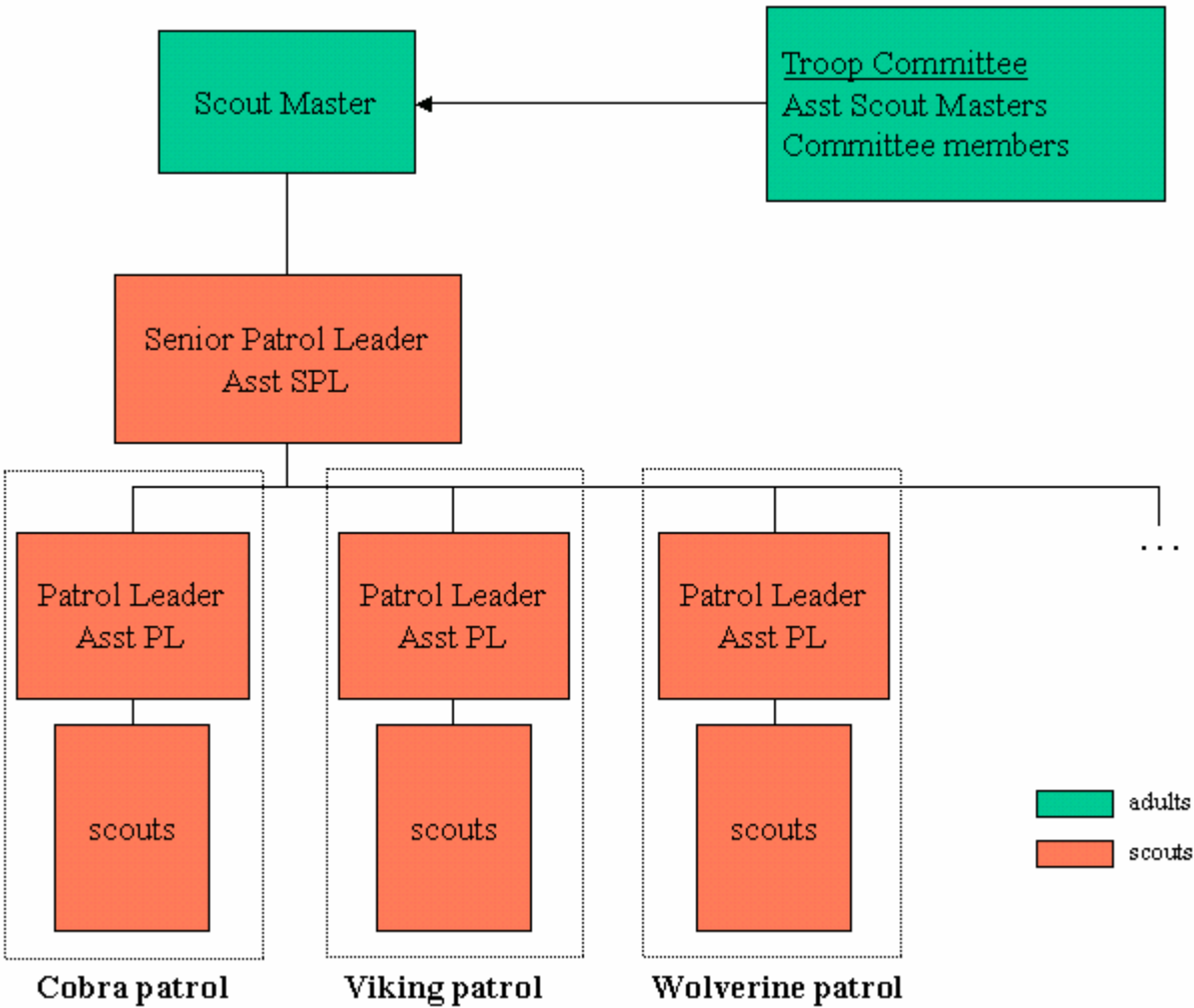
- Camping
- Cooking
- Hiking
- Instruction / Advancement
- Competing
- Making Patrol Flag
- Patrol skits and cheers

The key boy leader in the Troop who directs the entire program is the Senior Patrol Leader (SPL). This is normally a high-ranking, experienced Scout who is elected by the Troop members in a democratic format.

There is at least one Green Bar meeting each month. The term "Green Bar" encompasses the Boy Leadership core of the Troop and includes the SPL, the Assistant SPL, Patrol Leaders, and Assistant Patrol Leaders. This is the “governing body” in Scouting and is responsible for planning much of the Troop’s schedule. The Adult Leadership works closely with this body to keep the meetings and activities of the Troop at an exciting level.

A total of 4-6 Patrols exist within Troop 919 with each Patrol operating as an individual unit. Each Patrol will plan their meals for the camp-outs, monitor the advancements of each Patrol member, and have their own meetings within the Thursday night format. On monthly camp-outs Patrols may compete with each other for the coveted "Honor Patrol Award" or the “Golden Skillet Award” which is bestowed on the winning Patrol by the Boy Leadership within the Troop.

Troop Organization Chart



Rank Advancement

The Boy Scout Handbook contains details of the requirements for each rank and should be reviewed by the Scout (and Parent) for advancing from the lowest to the highest rank:

Scout Æ Tenderfoot Æ 2nd Class Æ 1st Class Æ Star Æ Life Æ Eagle

Within Troop 919, we have developed a program that combines advancement with attendance at Troop meetings and campouts. Each monthly campout, at a location in Delaware, Maryland, New Jersey or New York, encompasses a theme such as Camping, Cooking, Pioneering, First Aid, rifle/shotgun shooting, etc. Troop meetings held prior to these campouts emphasize skills required at the upcoming campout.

A Scout who attends most meetings and campouts should reach the ranks of Tenderfoot, Second Class and First Class by the end of his first year. However, the Boy Scout program differs from that of Cub Scouts in that it is more “boy motivated” – relying mainly on the scout to pursue advancement and request a Scoutmaster Conference upon completion of his rank requirements.

Troop 919 has established a recommended timetable for the minimum and maximum lengths of time in which we expect the boys to advance to Tenderfoot, 2nd Class, 1st Class, and Star ranks. **A little encouragement, an offer of help, an occasional nudge and a few words of praise by the parents will help each Scout along the advancement trail.** Many of our Scouts who remain active in the Troop until 16 or 17 achieve the rank of Eagle, the ultimate accomplishment in Scouting.

RANK	MINIMUM	MAXIMUM
Tenderfoot	1 Month	3 Months
Tenderfoot to 2 nd Class	3 Months	6 Months
2 nd Class to 1 st Class	6 Months	9 Months
1 st Class to Star	4 Months	12 Months

Upon completion of the requirements for a given rank, the Scout must appear before a Board of Review committee prior to receiving his next advancement. This group of Scout Leaders (Boys and/or Adults) will review the Scout’s progress and discuss his participation in the Troop. In order to avoid “conflict of interest” issues, the scout’s parent(s) may not participate in the authorization and/or review process.

Details of the specific procedures for rank advancement and merit badges are given on the next page.

Specific Advancement Procedures

Badges of Rank

Scoutmaster Conference - (items to be completed by Scout)

- Ensure completion of all rank requirements
- Scout arranges for Scoutmaster Conference at non-meeting event (e.g. camping, etc)
- After successfully completing the Scoutmaster Conference, the scout must personally notify the Scoutmaster or the Advancement Committee Chairman that he is ready for a Board of Review. Appearance before the Board of Review must be in full class "A" uniform, no exceptions!

Before Board of Review (BoR) – (items to be completed by a Committee Member, CM)

- CM checks attendance spreadsheet for active participation
- Print Board of Review form from TroopMaster program
(Reports > Awards/Advancement > Board of Review > "scout name")
- Check form to ensure requirements and/or merit badges are completed

Perform Board of Review

After successfully completing Board of Review – (items to be completed by ASM)

- Hand the signed Board of Review form to Mr. Grasso (RPG)
- RPG to enter Board of Review information into TroopMaster database
- RPG to enter BoR information on multi-part Advancement form for council
- ASM or CM takes Advancement form to council for patch

Merit Badges (MB)

- Before working on MB, scout obtains a Blue Card and fills out information
- Get ScoutMaster to sign blue card
- Contact MB counselor
- Work on MB requirements with counselor
- Counselor should sign Blue Card and take his/her part once MB requirements are met
- Scout hands the remaining Blue card section to Mr. Grasso (RPG)
- RPG to enter MB information into TroopMaster database
- RPG enters MB information on multi-part Advancement form for council
- ASM or CM takes Advancement form to council for badge

What is an “Active” Scout ?

Scouts will be required to get a minimum of 60% of the total points available from attending and participating in Scout functions before they will be eligible for rank advancement. Patrol Leaders (or a designated backup) will be taking attendance at every activity. Each scout's attendance will be posted on the bulletin board in our meeting area. Members of the Board of Review will use this as a basis for their best judgment regarding participation. Examples of the Point System are given below.

- Meetings - 1 point each
- Camping - 4 points each
- Summer Camp - 8 points
- Other Camping - 4 points each
JLT training, Religious Retreat, Order of the Arrow, etc. There are at least 4 opportunities each year.
- Merit Badge College - 4 points
Scouts must complete the program and earn the full merit badges they sign up for. Partial will not count.
- Service projects - 2 points each
These would include Salvation Army bell ringing, Basket Brigade, Adopt-a-Family shopping/delivery, projects for St. Catherine's, beach clean-up, etc. There are at least 10 opportunities per year for some kind of service. Many of these are extra credit opportunities.
- Other - 1 point each (maybe more...)
These would include anything extra the Scouts may be asked to do as extra credit – “homework” they may be assigned, planning and executing an activity at a meeting or campout, etc. There will be at least 10 opportunities each year.

It is relatively easy to earn the points needed to be eligible for rank advancement. All one needs to do is be reasonably active in troop activities including camping and service. Only attending meetings, however, will typically not be sufficient to earn rank advancement.

Parent's Role in the Boy Scout Program

There are many rewards available to parents who participate in the scouting program. In addition to seeing your son learn new skills, try new activities and mature as a young adult, there are opportunities to lend a hand in a variety of areas.

There is plenty of work to go around and your efforts are greatly appreciated by the other leaders since "many hands makes light work". Keep in mind – there is a job for anyone who is interested! The level of commitment depends on your interest and the time available. Some positions include:

- Assistant Scoutmaster (many are needed)
- Patrol Advisor
- Troop Committee member
- Merit Badge Counselor
- Trip leader/co-leader
- Volunteer for Transportation, fund raising, etc.

No matter what your level of commitment, we feel it is important to show support for your son's Scouting activities:

- Encourage attendance at weekly meetings
- Encourage him to be an active part of the Patrol
- Encourage him to participate in weekend activities
- Encourage him to advance in rank and earn merit badges
- Encourage him to attend Summer Camp
- Ask him what went on at meetings and what information was handed out!

Personal Equipment Needed

A number of personal items for camping should also be obtained to assure a positive camping experience for your son. These include:

- Boy Scout Handbook
- Full Boy Scout uniform – “Class A” (see uniform descriptions)
- Troop Activities uniform – “Class B” (see uniform descriptions)
- Duffle Bag or Backpack
- Sleeping Bag
- Ground Pad / Air Mattress
- Mess Kit and Utensils
- Good sturdy hiking boots
- Poncho / Rain suit
- Flashlight
- Compass (with 360 degree increments)
- Canteen / Water Bottle
- Pocketknife (no sheath knives) – Scouts must earn the “Totin Chip” card before using a knife
- Day Pack

Please mark all uniforms, personal clothing, and personal equipment with a permanent marker.

PROHIBITED at Scouting events:

- Cell phones unless specifically noted (except adults)
- Electronics (Game Boys, iPods, etc)
- Junk food
- Sheath knives
- Matches
- Liquid fuels including cigarette lighters
- Fireworks, Firearms
- Drugs, Alcohol, dry ice
- Skateboards, In-Line Skates

Uniform

The uniform is an important part of scouting. Not only does it signify who we are, but what each of our roles is within the troop. For this reason, each boy must have a uniform and wear it correctly. There are 3 “classes” of uniform that are used at various scouting events. These are described below.

Class "B" Uniform

The Class "B" uniform is used for activities at camp-outs and other specified events. It basically includes the following:

- Troop T-shirt or Troop sweatshirt (Available from the Troop at a nominal cost)

Class "A" Uniform

The Class "A" uniform is worn at all meetings, Scoutmaster Conferences, Boards of Review and when we travel as a Troop. The Troop Committee insists that each boy appear before his Board of Review in a Full Class "A" uniform. If not, they are “Unprepared” and therefore unable to participate in the Review. It includes the following:

- Short or long sleeve tan scout shirt with 919 numerals, US flag, council patch, patrol patch, and red shoulder loops. Rank patch on the left pocket, and optional patches on the right pocket.
- Troop 919 Neckerchief with slide.
- Olive green/khaki pants or shorts
- Scout belt
- Scout socks

Class "A-Dress" Uniform

The Class "A-Dress" uniform is mandatory for all Courts of Honor and any other significant events as designated by the Scoutmaster. The Class "A-Dress" uniform includes all of the Class "A" plus:

- Scout uniform shorts or pants (olive green)
- Merit Badge sash (when more than 3 Merit Badges have been earned).
- Order of the Arrow sash (for OA members).

Scout hats and jackets are optional.

Class A uniforms and associated items are available locally at:

- Mitchell's Hobbies in the Fairfax Shopping Center on Concord Pike
- DelMarVa Council Headquarters at 801 Washington Street, Wilmington

Troop Assessment and Fees

An annual fee of \$55.00 per Scout (\$100.00 for two Scouts) is assessed each year by Troop 919 to cover costs such as National registration, Council fees, Boy's Life magazine, insurance, Troop neckerchief, the cost of awards and to subsidize some outings. This Assessment is due by October 1st each year.



Monthly campouts will normally cost \$25 per boy (\$45 for two boys) and \$10 per adult. This fee covers most of the cost of food and camping fees.

A major source of revenue for the equipment used by Troop 919 is the parking program that we supervise at the University of Delaware home football games. This is our largest annual fundraiser and our major means of providing funding for the purchase of the vast amount of Troop equipment required by the Scouts in our Troop.

Other expenses for optional activities may include:

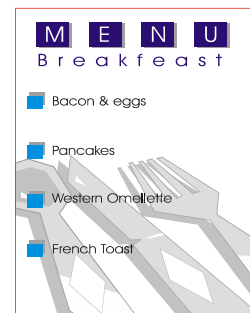


- Special events with added costs (e.g. lift ticket and ski rental for a weekend ski trip)
- Summer Camp ~\$200-250/week
- Troop High Adventure ~\$200-500
- High Adventure Base, National Jamboree >\$700-1200

So What Do you Typically Do? Part 1



Sample Monthly Schedule – May

May 4 6:00 – 7:00	Green Bar Meeting Finalize activities for June and plan activities for July
May 4 7:00 – 7:05 7:05 – 7:30 7:30 – 8:00 8:00 – 8:15 8:15 – 8:30	Troop Meeting Opening Bike safety & maintenance (prep for bike trip) Wraps & fraps (knots and lashings) Game (Cobra) Scoutmaster minute and Announcements
May 6	Service Project Collect canned food for the Food Bank of Delaware Bring items to meeting room @ 4pm
May 11 7:00 – 7:05 7:05 – 7:30 7:30 – 8:00 8:00 – 8:15 8:15 – 8:30	Troop Meeting Opening Patrol meetings – Menu planning for Harper’s Ferry campout Make firestarters for camp Game (Bison) Scoutmaster minute and Announcements
May 18 7:00 – 7:05 7:05 – 7:30 7:30 – 8:00 8:00 – 8:15 8:15 – 8:30	Troop Meeting Opening Bike inspections Patrol meetings – Check menus and shopping lists for food Game (Wolverine) Scoutmaster minute and Announcements
May 19-21	Camping at Harper’s Ferry – Biking along the canal
May 25 7:00 – 7:05 7:05 – 8:00 8:00 – 8:15 8:15 – 8:30	Troop Meeting Opening Merit Badge class – Citizenship in the Community Game (Cobra) Scoutmaster minute and Announcements



So What Do you Typically Do? Part 2



Sample Camping Trip Schedule – Bike Trip in Harper’s Ferry, WV

Friday, May 19 5:00 5:30 8:00 8:00 – 9:30 9:30 – 10:30 11:00	Assemble at St. Catherine’s parking lot. Load vehicles Depart Arrive at campsite, unload Setup camp Scout Master conferences for advancement Lights out
Saturday, May 20 7:00 7:30 – 8:30 8:30 – 9:00 9:00 – 9:30 9:30 11:30 – 12:15 12:30 – 2:30 2:30 4:00 4:30 – 5:30 5:30 – 6:30 6:30 – 7:00 7:00 – 8:00 8:00 – 9:30 9:30 – 10:00 10:00 – 11:00 11:00	Rise & Shine Breakfast Cleanup Make / pack lunches Depart on bikes along Potomac river (several stops along the way) Lunch Arrive in Harper’s Ferry, sightseeing at Civil War venues Depart for camp Arrive back at camp Dinner prep Chow time – Golden Skillet competition Clean up Patrol Advancement time Campfire / skits Stars & astronomy Campfire & Cracker Barrel Lights out
Sunday, May 21 7:00 7:30 – 8:00 8:00 – 9:00 9:00 – 9:30 9:30 11:30 12:30 1:00	Rise & Shine Breakfast Clean up, break camp Chapel service Leave for home Stop for lunch Arrive at St Catherine’s, unload vehicles, stow equipment Scouts picked up by parents at St. Catherine’s



How to Join Troop 919

To become a Boy Scout, a boy must:

- have earned the Arrow of Light as a Webelos scout and be at least 10 years old
or
- have completed the 5th grade
or
- be 11 years old

Visit Troop 919 to make sure we are the Troop for you:

- Visit at least one Troop meeting – be sure Thursday night works with your schedule
- Participate in one of our camping trips (recommended but not required)

Complete the following paperwork and turn in to the Scout Master:

- Boy Scout application
- Class 1 Medical Form (no doctor signature required) with photograph
- Troop Resource Survey for parents

If you are a Webelos scout we recommend that you complete the Arrow of Light before joining Boy Scouts.

Skills For Life

Of any one hundred boys who become Scouts, it must be confessed that thirty will drop out in their first year. Perhaps this may be regarded as a failure, but later in life, all of these will remember that they had been in Scouting and will speak well of the program. Of the one hundred, only rarely will one ever appear before a juvenile court judge.

Approximately one-half will serve in the military, and in varying degrees, profit from their Scout training. At least one will use it to save another person's life, and many may credit it for saving their own.

- 12 will receive their first religious contact
- 5 will earn their religious emblem
- 2 will enter the clergy

- 28 will continue lifelong hobbies started in Scouting
- 17 will become Scout volunteers as adults
- 8 will enter a career based on Merit Badge work

- 1 will use his Scout skills to save a life
- 1 will use his Scout skills to save his own life

2 will attain the rank of EAGLE

Were you aware that Boy Scout Alumni include:

- 63% of Air Force Academy graduates
- 68% of West Point graduates
- 70% of Annapolis graduates
- 72% of Rhodes Scholars
- 85% of FBI agents
- 65% of college graduates
- 65% of US Congress
- 85% of airline pilots
- 85% of student council presidents
- 89% of senior class presidents
- 71% of football captains
- 65% of basketball captains
- 88% of school newspaper editors
- 77% of editors of school annuals
- 75% of business managers of school publications
- 80% of junior class presidents

And did you know that:

- 26 of the first 29 astronauts were Boy Scouts
- 11 of the 12 who walked on the moon were Scouts
- 108 of 172 astronauts were Boy Scouts
- Over half of the 108 Scout Astronauts attained Star, Life or Eagle ranks.

One in four boys in America will become Scouts, but it is interesting to know that of the leaders of this nation in business, religion and politics, three out of four were Scouts.

Troop 919 New Parent FAQ – Food for Thought

1. When does my son need to have a uniform?
2. What is a “Class A” uniform?
3. What other classes of uniform are there?
4. What are the ranks and what do they mean?
5. Is there a schedule for rank advancement?
6. Who signs off on requirements?
7. How does the Troop keep track of each boy's advancement?
8. What is a Scoutmaster Conference (SMC)?
9. What is a Board of Review (BoR)?
10. How are SMC's and BoR's scheduled?
11. What are merit badges and when should Scouts work on them?
12. How does a Scout find out what merit badges are available?
13. What is the process for merit badges?
14. What is a blue card and where do Scouts get one?
15. How does a scout find a merit badge counselor?
16. How does an adult sign up to be a merit badge counselor?
17. What are all those knots on your uniform?
18. What are religious awards? How do they work?
19. What is a Court of Honor?
20. What is a PLC? How often does it meet?
21. What does a Patrol Leader do? Assistant PL? Quartermaster?
22. Why are there both Troop meetings and Patrol meetings?
23. What is supposed to happen at a Patrol meeting?
24. Where are Patrol meetings held and who attends?
25. What is the sign-up process for outings?
26. How much does it cost to go on Troop outings?
27. What is a trip permission slip? How does a Scout get one? When is it due?
28. Are there guidelines for food and snacks on outings?
29. What equipment do Scouts need?
30. What clothing do Scouts need for camping?
31. What equipment do adults need?
32. Is there a lost and found?
33. Are adults welcome on outings?
34. What do adults do on outings?
35. What is summer camp? What goes on there?
36. What if a Scout has a conflict with summer camp dates?
37. Why are there different types of medical forms and which one am I supposed to use?
38. How are Scout's medications handled?
39. What happens if a Scout gets hurt?
40. What is the difference between an active and an inactive scout?
41. What are service hours and how are they earned?
42. Is there a discipline policy?
43. What is “high adventure”?
44. Why are there age requirements for high adventure?
45. Are there dues? How much are they?
46. Are there fundraising activities?
47. What does the Troop do with money?
48. What is FOS?
49. What is the Troop Committee? When does it meet?
50. How can adults help?
51. Why do Adult Leader Applications require a background check?
52. How will I know what to do?
53. Do adults need to take training?
54. How do we find out about outings, activities, meetings, etc.?
55. How does a Scout get the most out of the program?
56. Why do you call this a FAQ when there are only questions?

Please talk to us about any questions that you or your son may have !